

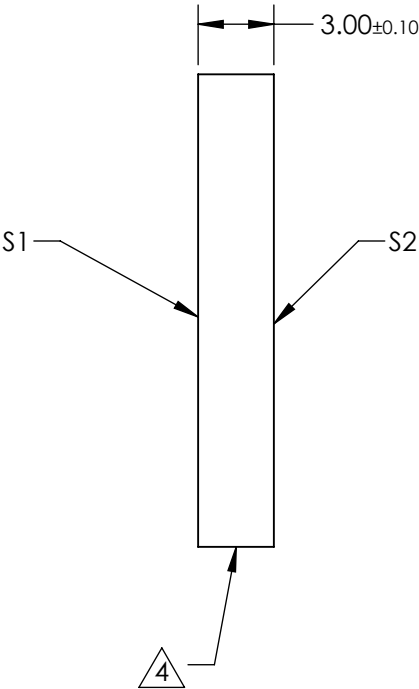
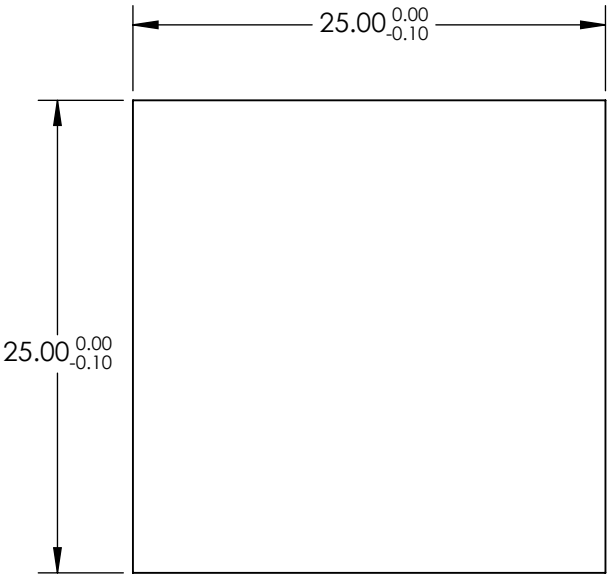
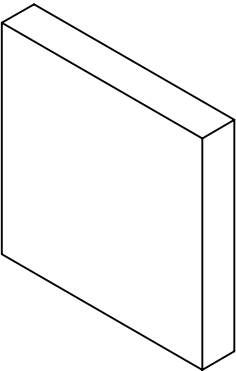
NOTES:  
1. SUBSTRATE:  
Calcium Fluoride

2. SURFACE S2 TO BE PARALLEL WITH S1 TO <1 ARCMIN

3. COATING (APPLY ACROSS CLEAR APERTURE)

S1&S2: NONE

4. FINE GRIND SURFACE



**FOR INFORMATION ONLY:  
DO NOT MANUFACTURE  
PARTS TO THIS DRAWING**

SPECIFICATIONS SUBJECT TO CHANGE WITHOUT NOTICE  
DIMENSIONS ARE FOR REFERENCE ONLY

|                 | S1                  | S2                  |
|-----------------|---------------------|---------------------|
| SHAPE           | PLANO               | PLANO               |
| SURFACE QUALITY | 40-20               | 40-20               |
| CLEAR APERTURE  | 22.50 x 22.50       | 22.50 x 22.50       |
| BEVEL           | PROTECTED AS NEEDED | PROTECTED AS NEEDED |



ALL DIMS IN mm

**Edmund Optics®**

TITLE

25mm Square, 3mm Thick, Uncoated,  
Calcium Fluoride Window

DWG NO

25766

SHEET  
2 OF 2