

NOTES:

- 1. SUBSTRATE:
ZERODUR
- 2. S2 TO BE PARALLEL TO S1 TO WITHIN <30 ARCSEC
- 3. COATING (APPLY ACROSS CLEAR APERTURE)

S1: Ravg >89% @ 250 - 450nm Ravg >85% @ 250 - 700nm

S2: NONE

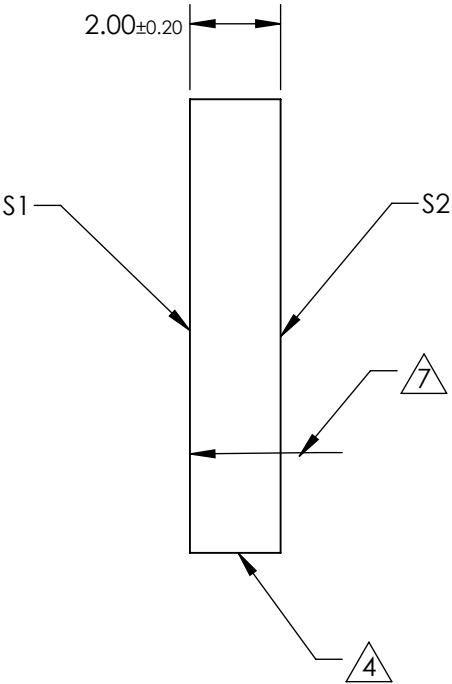
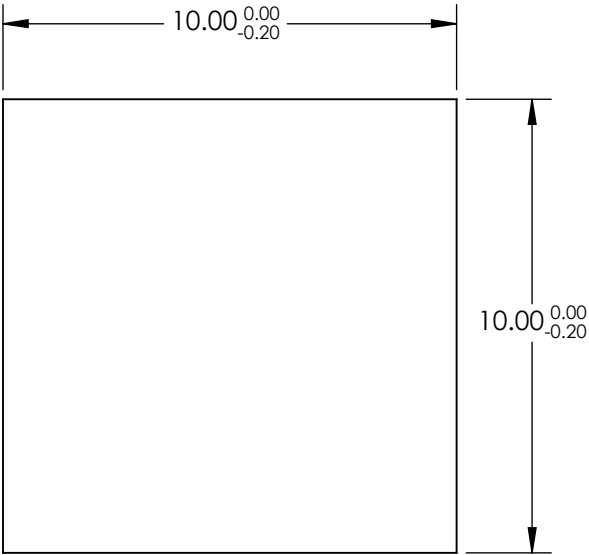
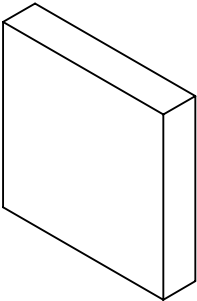
4. FINE GRIND SURFACE

5. CLEAR APERTURE AND COATING APERTURE ARE CENTERED ON SURFACE

6. SURFACE QUALITY SPECIFICATIONS APPLY ACROSS CLEAR APERTURE

7. ARROW ON EDGE POINTS TOWARDS 1/10TH WAVE SURFACE S1

8. ROHS: COMPLIANT



**FOR INFORMATION ONLY:
DO NOT MANUFACTURE
PARTS TO THIS DRAWING**

SPECIFICATIONS SUBJECT TO CHANGE WITHOUT NOTICE
DIMENSIONS ARE FOR REFERENCE ONLY

	S1	S2
SHAPE	PLANO	PLANO
SURFACE QUALITY	20-10	COMMERCIAL POLISH
SURFACE FLATNESS	$\lambda/10$	N/A
CLEAR APERTURE	9.00 x 9.00	N/A
COATING APERTURE	9.00 x 9.00	N/A
BEVEL	PROTECTED AS NEEDED	PROTECTED AS NEEDED



ALL DIMS IN

mm

EO® Edmund Optics®

TITLE

10 x 10mm UV-Enhanced Aluminum Coated,
 $\lambda/10$ ZERODUR® Mirror

DWG NO

24266

SHEET
1 OF 5