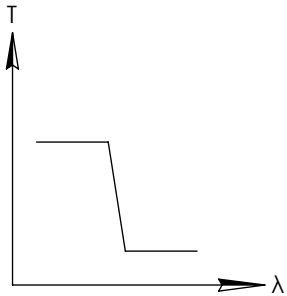


NOTES:

1. SUBSTRATE
2. SURFACE S2 TO BE PARALLEL WITH SURFACE S1 TO WITHIN 5 arcsec
3. COATING (APPLY ACROSS COATING APERTURE)  
PERFORMANCE SPECIFICATIONS:  
T(avg): >85% FROM 546 - 1008nm FOR RANDOM POLARIZATION @ 45° AOI  
T(abs): >80% FROM 546 - 1008nm FOR ALL POLARIZATIONS @ 45° AOI  
R(avg): >97% FROM 1102 - 1365nm FOR RANDOM POLARIZATION @ 45° AOI  
R(abs): >95% FROM 1102 - 1365nm FOR ALL POLARIZATIONS @ 45° AOI  
T(abs): = 50% 1050nm @ 45° AOI  
  
GDD:  $80 \pm 30\text{fs}^2$  @ 546 - 625  
 $120 \pm 80\text{fs}^2$  @ 746 - 1008nm  
  
S1: HARD COATED  
S2: SINGLE LAYER MgF2

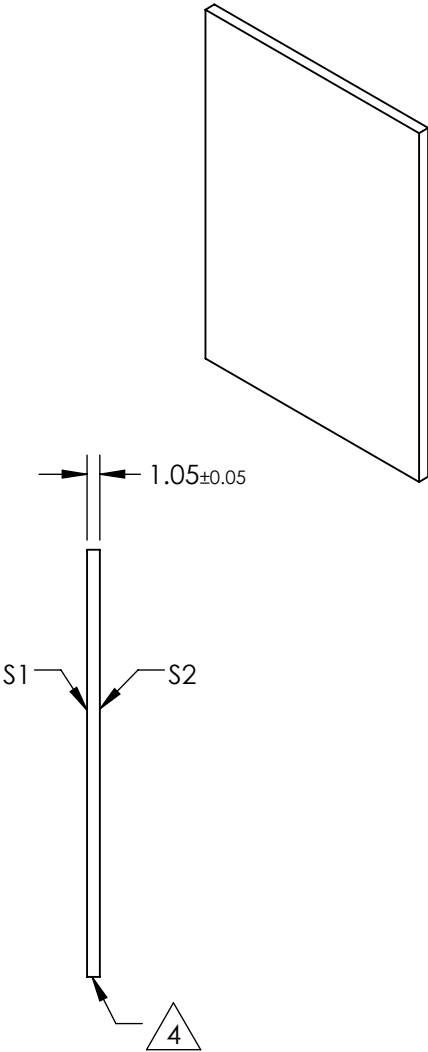
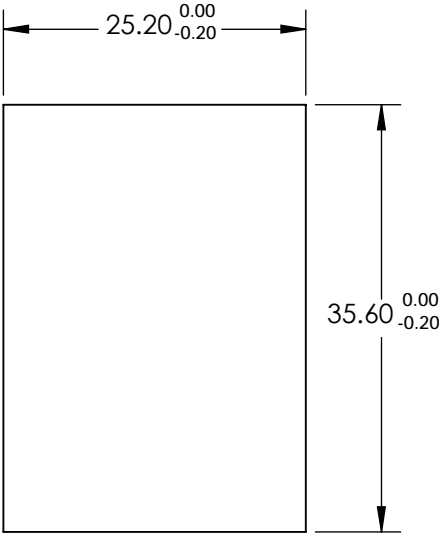
4. FINE GRIND SURFACE

5. POWER, IRREGULARITY, AND SURFACE QUALITY SPECIFICATIONS  
APPLY ACROSS CLEAR APERTURE
6. TRANSMITTED WAVEFRONT DISTORTION RMS@ 632.8nm  $\leq \frac{1}{4} \lambda$
7. ROHS COMPLIANT



SHORTPASS FILTER

**FOR INFORMATION ONLY:  
DO NOT MANUFACTURE  
PARTS TO THIS DRAWING**



SPECIFICATIONS SUBJECT TO CHANGE WITHOUT NOTICE  
DIMENSIONS ARE FOR REFERENCE ONLY

	S1	S2
SHAPE	PLANO	PLANO
SURFACE QUALITY	40-20	40-20
CLEAR APERTURE	24.2 x 34.6	24.2 x 34.6
COATING APERTURE	24.2 x 34.6	24.2 x 34.6
BEVEL	PROTECTIVE AS NEEDED	PROTECTIVE AS NEEDED

**Edmund Optics®**



ALL DIMS IN

mm

TITLE

1050nm, 25.2 x 35.6mm, Low GDD Dichroic  
Shortpass Ultrafast Filter

DWG NO

14038

SHEET  
1 OF 1