


TECHSPEC® RUGGED BLUE SERIES

M12 IMAGING LENSES

#36-361 • 6mm • f/4.0

TECHSPEC® Rugged Blue Series M12 Lenses are Stability Ruggedized, protecting the lens from damage, while reducing pixel shift and maintaining optical pointing stability after shock and vibration. Each lens consists of several precision glass optics that are glued in place inside a compact, aluminum housing. Gluing the glass optics prevents even the smallest movements that often cause pixel shift.



Focal Length:	6mm
Working Distance¹:	150mm - ∞
Max. Sensor Format:	1/3"
Camera Mount:	M12 x 0.5 (S-Mount)
Aperture (f/#):	f/4.0
Distortion %²:	<14.01%
Object Space NA²:	0.004815

1. From front housing 2. At Minimum W.D.

Magnification Range:	0 - 0.039X
Type:	Micro-Video Lens
Length:	14.1mm
Weight:	4g
RoHS:	Compliant
Stability Ruggedized:	<1 µm pixel shift at 50 G
Number of Elements (Groups):	5 (4)
AR Coating:	400-700nm MgF ₂

At Minimum W.D. (150mm)									
Sensor Size	1/4"	1/3"	1/2.5"	1/2"	1/1.8"	2/3"	1"	28.7mm	4/3"
Field Of View ³	96.5mm - 35.2°	134.6mm - 47.7°	N/A	N/A	N/A	N/A	N/A	N/A	N/A

3. Horizontal FOV on Standard (4:3) sensor format. Min W.D.

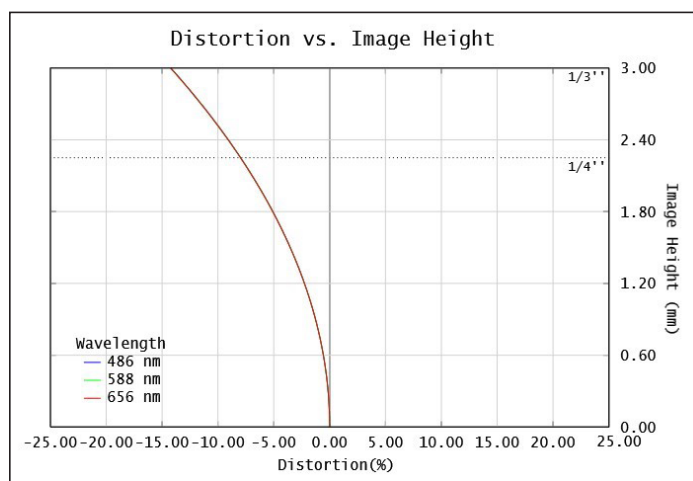


Figure 1: Distortion at the maximum sensor format. Positive values correspond to pincushion distortion, negative values correspond to barrel distortion.

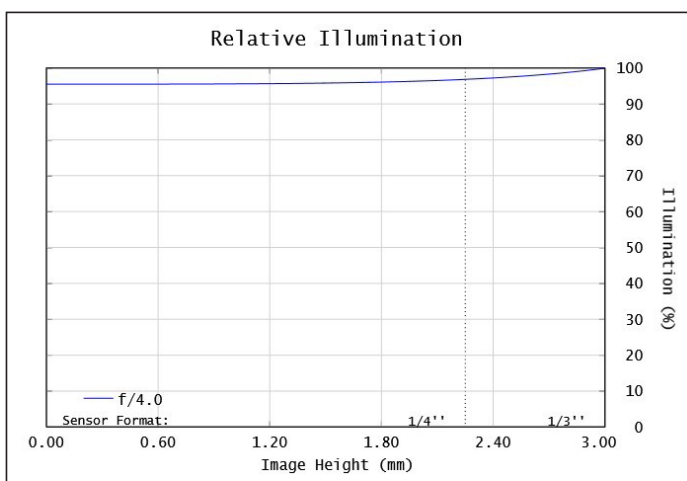


Figure 2: Relative illumination (center to corner)

In both plots, field points corresponding to the image circle of common sensor formats are included. Plots represent theoretical values from lens design software. Actual lens performance varies due to manufacturing tolerances.

MTF & DOF: f/4.0
WD: 150mm (Minimum W.D.)
HORIZONTAL FOV: 134mm

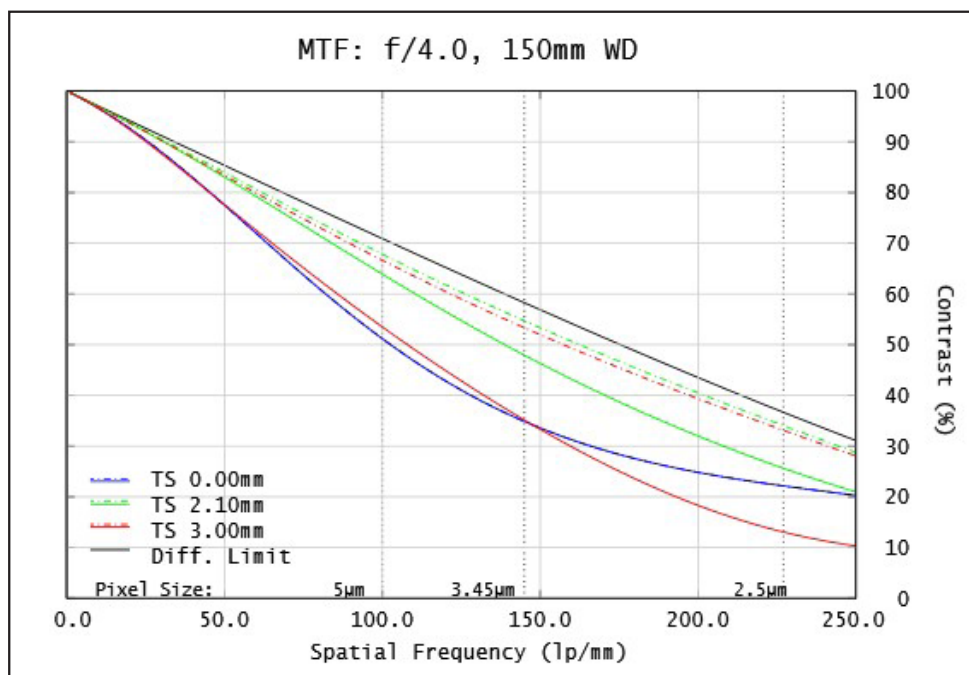


Figure 3: Image space polychromatic diffraction FFT Modulation Transfer Function (MTF) for $\lambda = 486\text{nm}$ to 656nm . Included are the Tangential and Sagittal values for field points on center, at 70% of full field and the maximum sensor format. Solid black line indicates diffraction limit determined by f/#-defined aperture. Frequencies corresponding to the Nyquist resolution limit of pixel sizes are indicated.

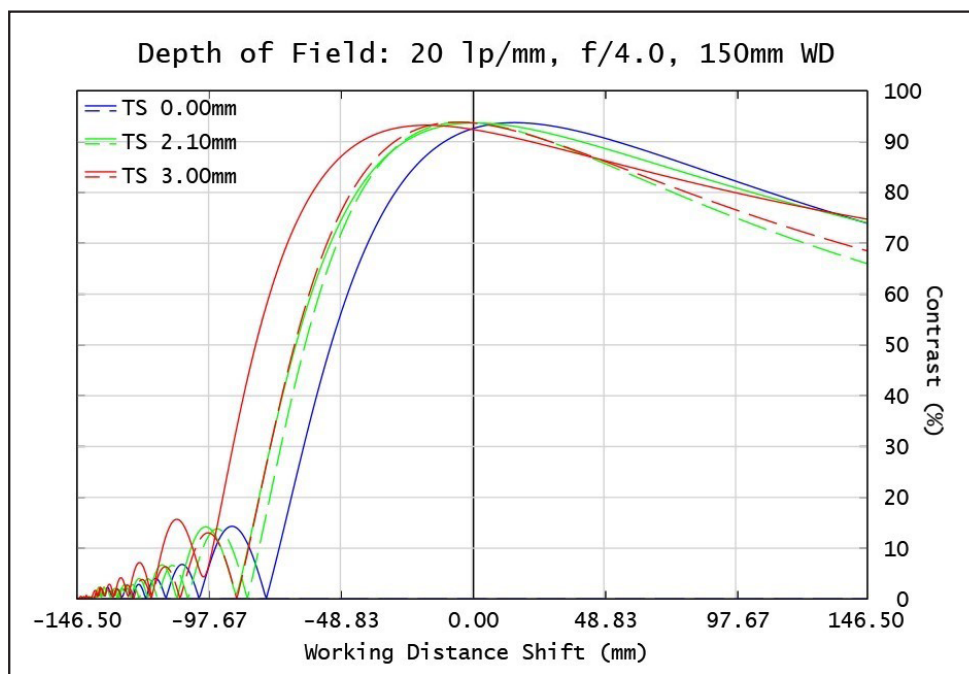


Figure 4: Polychromatic diffraction through-focus MTF at 20 linepairs/mm (image space). Contrast is plotted to two times the focus distance. Note object spatial frequency changes with working distance.

Plots represent theoretical values from lens design software. Actual lens performance varies due to manufacturing tolerances.

MTF & DOF: f/4.0
WD: 225mm
HORIZONTAL FOV: 200mm

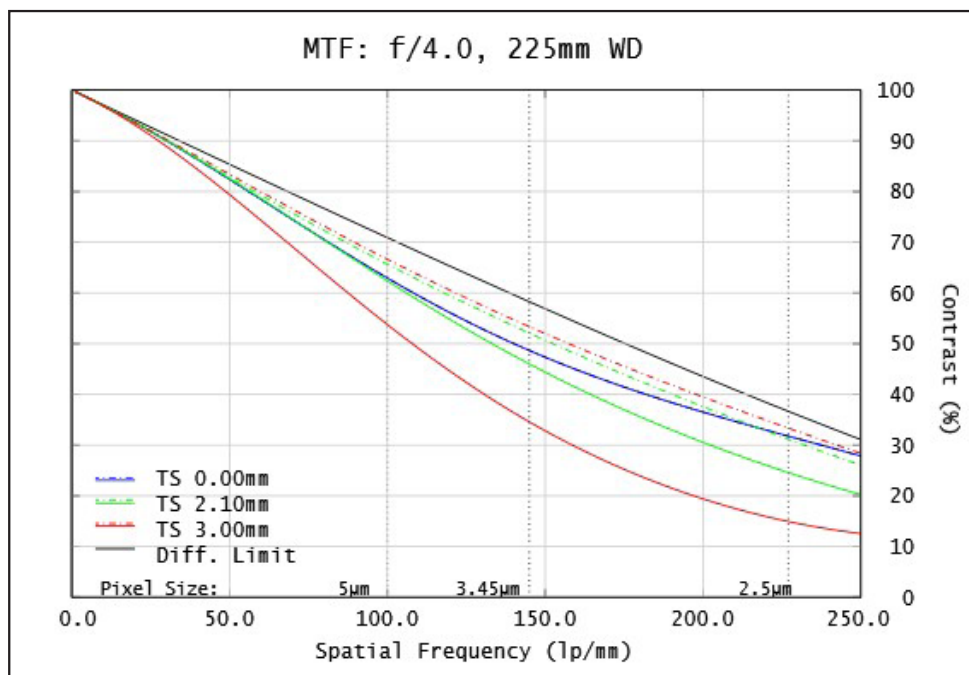


Figure 5: Image space polychromatic diffraction FFT Modulation Transfer Function (MTF) for $\lambda = 486\text{nm}$ to 656nm . Included are the Tangential and Sagittal values for field points on center, at 70% of full field and the maximum sensor format. Solid black line indicates diffraction limit determined by f/#-defined aperture. Frequencies corresponding to the Nyquist resolution limit of pixel sizes are indicated.

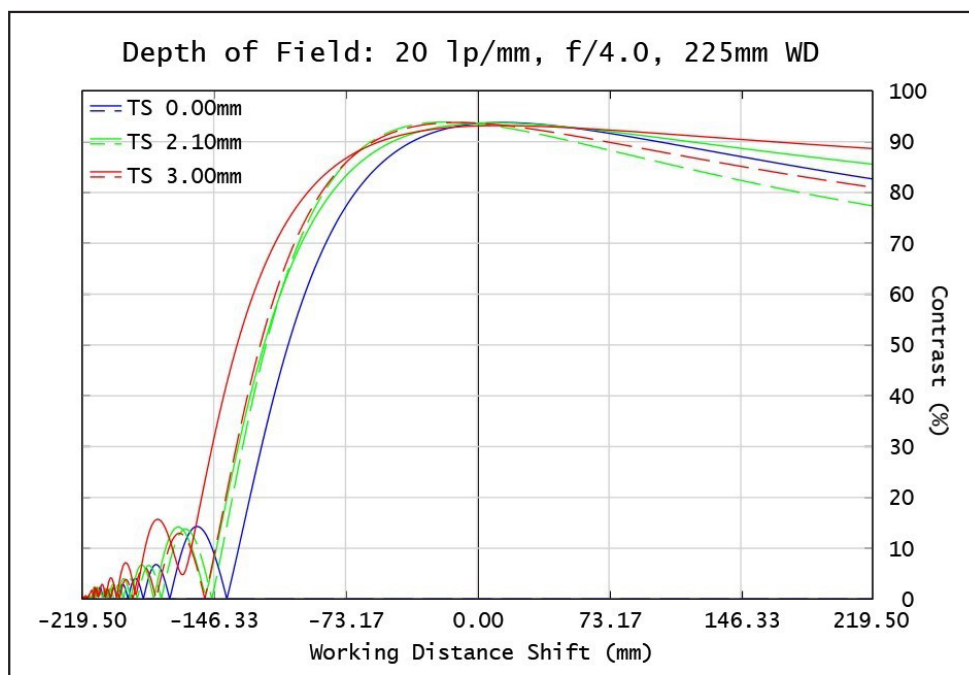


Figure 6: Polychromatic diffraction through-focus MTF at 20 linepairs/mm (image space). Contrast is plotted to two times the focus distance. Note object spatial frequency changes with working distance.

Plots represent theoretical values from lens design software. Actual lens performance varies due to manufacturing tolerances.

MTF & DOF: f/4.0
WD: 250mm
HORIZONTAL FOV: 222mm

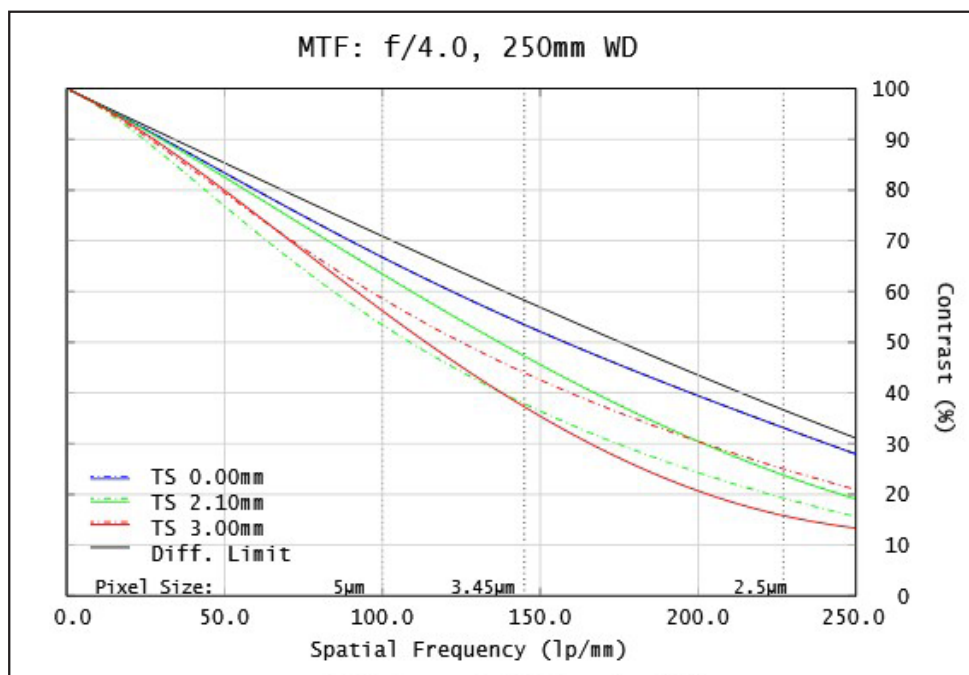


Figure 7: Image space polychromatic diffraction FFT Modulation Transfer Function (MTF) for $\lambda = 486\text{nm}$ to 656nm . Included are the Tangential and Sagittal values for field points on center, at 70% of full field and the maximum sensor format. Solid black line indicates diffraction limit determined by $f/\#$ -defined aperture. Frequencies corresponding to the Nyquist resolution limit of pixel sizes are indicated.

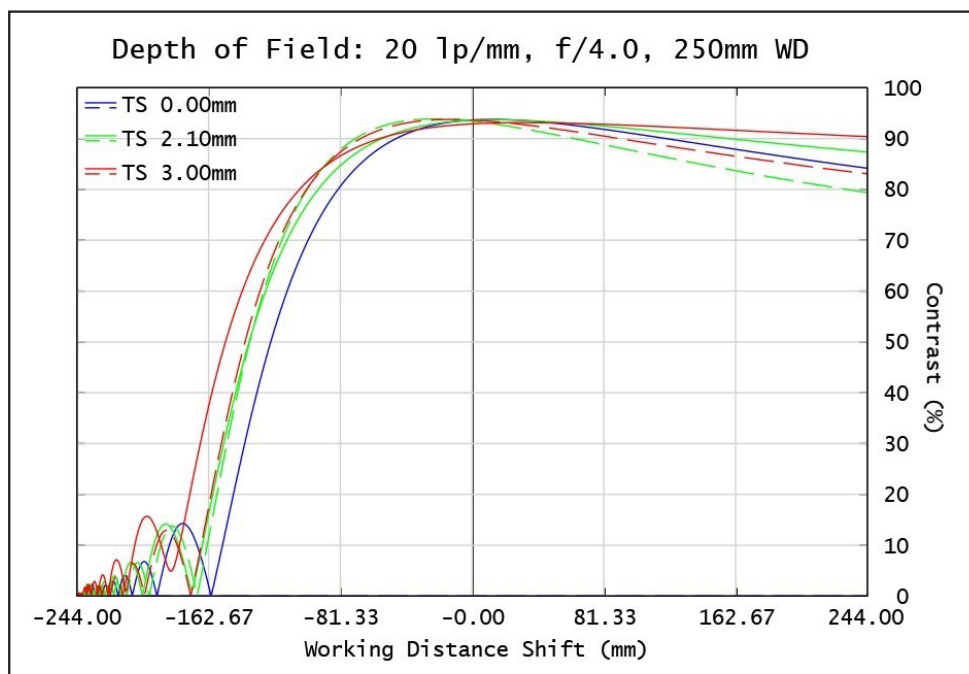


Figure 8: Polychromatic diffraction through-focus MTF at 20 linepairs/mm (image space). Contrast is plotted to two times the focus distance. Note object spatial frequency changes with working distance.

Plots represent theoretical values from lens design software. Actual lens performance varies due to manufacturing tolerances.