



LED..R70XD4-..High-Intensity Ring Light

High-Intensity Ring Light For Use With PresencePLUS and other Vision Systems



- Compact ring light for PresencePLUS and other Vision Systems
- Four extremely bright LEDs for illumination of targets from 0.15 meters to beyond 2 meters
- Continuous or strobed operation
- Fixed or adjustable intensity, depending on model
- Maintenance-free, rugged construction
- Evenly and intensely illuminates a 610 mm (24") diameter at 1 m.

Models

Model*	LED Color	Bracket	Cable
LEDRR70XD4-XQ	Red, 625 nm	Optional bracket available (see Mounting Bracket)	150 mm (6") pigtail with threaded 5-pin Euro-style connector†
LEDWR70XD4-XQ	White, 5500 K		
LEDBR70XD4-XQ	Blue, 470 nm		
LEDGR70XD4-XQ	Green, 530 nm		
LEDIR70XD4-XQ	Infrared, 850 nm		
LEDRR70XD4-XM	Red, 625 nm	Built-in P4 bracket (see dimensions)	300 mm (12") pigtail with threaded 3-pin Pico-style connector††
LEDWR70XD4-XM	White, 5500 K		
LEDBR70XD4-XM	Blue, 470 nm		
LEDGR70XD4-XM	Green, 530 nm		
LEDIR70XD4-XM	Infrared, 850 nm		

* For models with controllable intensity, add "P" to the model number (e.g., LEDRR70XD4-PQ).

† Requires Euro-style cordset.

†† Connects directly to the P4 sensor.

Specifications

Feature	Description
Light Source	Four high-intensity LEDs; see models table for wavelengths
Illumination	610 mm (24") diameter usable light pattern at 1 m
Strobe	Optically isolated
Supply Voltage and Current	Operating Voltage: 24V dc $\pm 10\%$ Strobe Voltage: 5-24V dc @ 15 mA maximum Current Draw at Full Intensity: 350 mA max Built-in constant current regulator for LEDs Potentiometer controls variable intensity for "P" models
Construction	Enclosure rating: IP50 Housing: aluminum, black anodized Window: acrylic, clear with frosted diffusing surface on inside Bracket: Aluminum, black anodized. Attaches ring light directly to Presence-PLUS P4 with 2 included M4x14 screws.
Useful Life	50,000 hours (LED ON time). When operated within specifications, output will decrease less than 30% after 50,000 hours.
Operating Conditions	Temperature: 0° to +50° C (+32° to 122° F) Relative humidity: 90% (non-condensing)

Wiring Table

Wire Purpose	Cable Wire Color*	Continuous On Mode	Strobed Mode	PresencePlus Pro Controller Terminal Block
Power Wires	Brown (1)	+24V dc	+24V dc	Pin 01
	Blue (3)	common	common	Pin 02
Strobe Polarity Control	Gray (5)	open	Active Low: open Active High: connect to common (Blue wire)	Pin 02
Strobe Voltage Wires	White (2)	open	0V dc = ON (Active Low) 0V dc = OFF (Active High) +5 to 24V dc = OFF (Active Low) +5 to 24V dc = ON (Active High)	Pin 04
	Black (4)	open	Strobe common	Pin 02

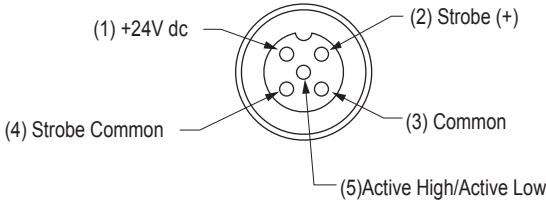



Figure 1: Pinouts for Mating Cable

Pinouts of the original 4-pin connector is the same as above, but without the center pin (gray wire).

* For Banner-supplied wire.

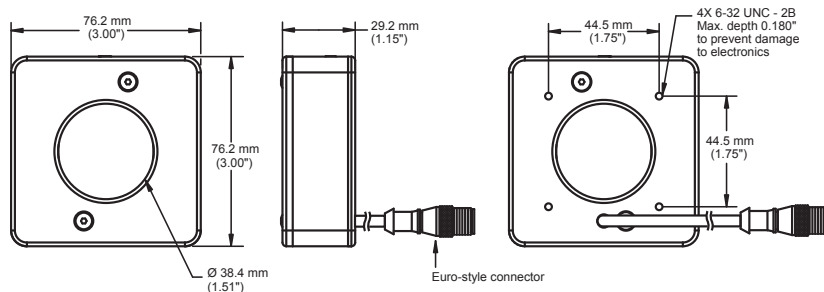
 **Note:** To meet CE certification requirements, the light needs to be connected to earth ground.

Light Adjustment

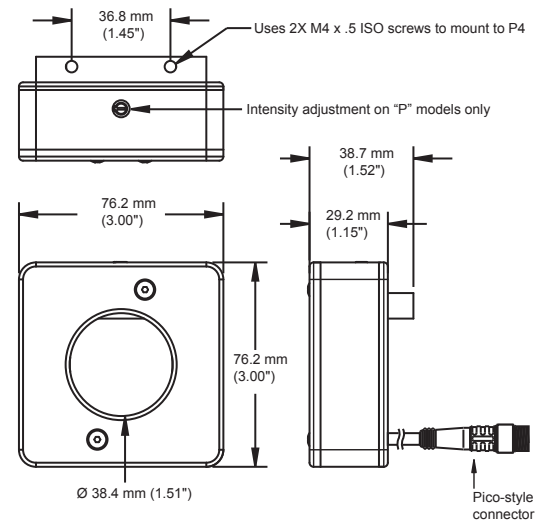
Intensity Adjustment

Adjust the light's intensity by turning the 270° Intensity potentiometer with a small flat-blade screwdriver. Apply power to the light and turn the potentiometer all the way clockwise for max. intensity. If the object to be sensed is too bright at max. intensity, turn the potentiometer down a little at a time, testing with the object, until the correct brightness is achieved.

"Q" Models



"M" Models




Quick-Disconnect (QD) Cordsets

Style	Model	Length	Connector
5-Pin Threaded Euro-style, straight	MQDC20-506 MQDC20-515 MQDC20-530	2 m (6') 5 m (15') 9 m (30')	

Note: These 5-wire cables can also be used on 4-pin connector lights

Accessory Brackets

SMBPPRHI	<ul style="list-style-type: none">• Black anodized aluminum bracket• Mounts directly to PresencePLUS Pro sensor• Includes: 2 – 6-32 screws (socket drive, button head) 4 – M3 screws (socket drive, cap head)	
----------	---	--



Warranty: Banner Engineering Corp. will repair or replace, free of charge, any product of its manufacture found to be defective at the time it is returned to the factory during the warranty period. This warranty does not cover damage or liability for the improper application of Banner products. This warranty is in lieu of any other warranty either expressed or implied.