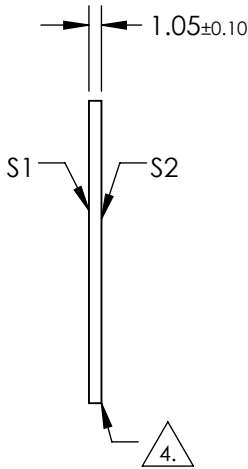
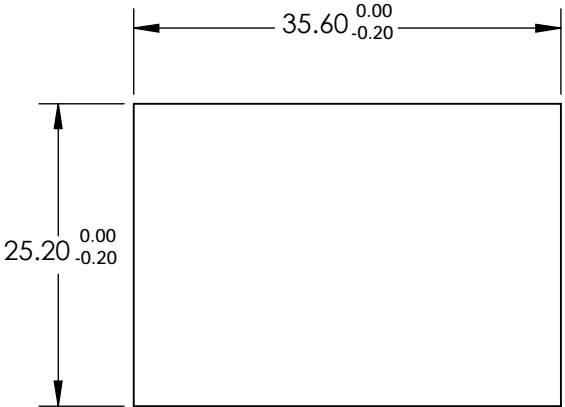
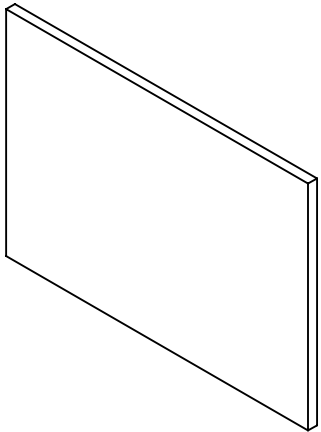


NOTES:

- 1. SUBSTRATE: UV FUSED SILICA
- 2. SURFACE S2 TO BE PARALLEL WITH SURFACE S1 TO WITHIN 3 arcsec
- 3. COATING SPECIFICATIONS APPLY ACROSS COATING APERTURE
  - S1: Dielectric
  - T(AVG) >90% FROM 558 - 850
  - R(AVG) >98% FROM 350 - 544
  - S2: AR
- 4. FINE GRIND SURFACE
- 5. POWER, IRREGULARITY, AND SURFACE QUALITY SPECIFICATIONS APPLY ACROSS CLEAR APERTURE
- 6. TRANSMITTED WAVEFRONT DISTORTION @ 632.8nm:  $\leq \lambda/10$
- 7. ROHS COMPLIANT

FOR INFORMATION ONLY:  
DO NOT MANUFACTURE  
PARTS TO THIS DRAWING



SPECIFICATIONS SUBJECT TO CHANGE WITHOUT NOTICE  
DIMENSIONS ARE FOR REFERENCE ONLY

	S1	S2
SHAPE	PLANO	PLANO
SURFACE QUALITY	40-20	40-20
COATING APERTURE	HARD COATED	HARD COATED
BEVEL	PROTECTIVE AS NEEDED	PROTECTIVE AS NEEDED

				TITLE		25.2 X 35.6mm, 552nm, HIGH PERFORMANCE FLUORESCENCE DICHROIC FILTER	
THIRD ANGLE PROJECTION				DWG NO		34737	SHEET 1 OF 1
ALL DIMS IN		mm					