

**FOR INFORMATION ONLY:  
DO NOT MANUFACTURE  
PARTS TO THIS DRAWING**

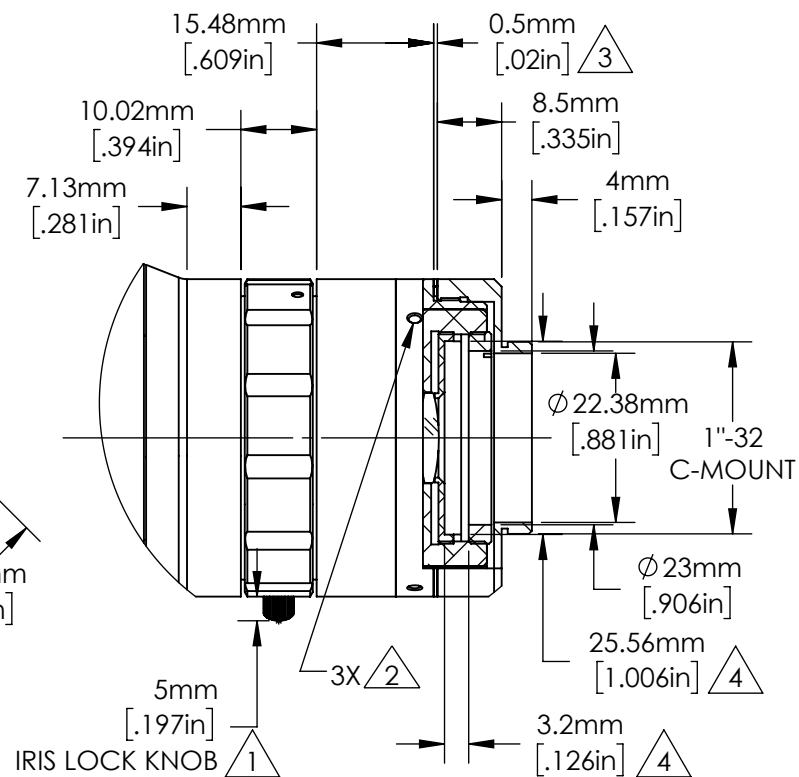
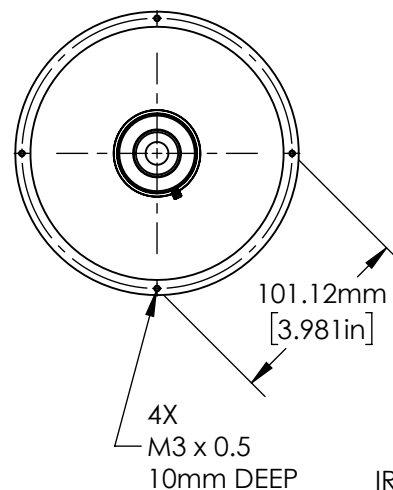
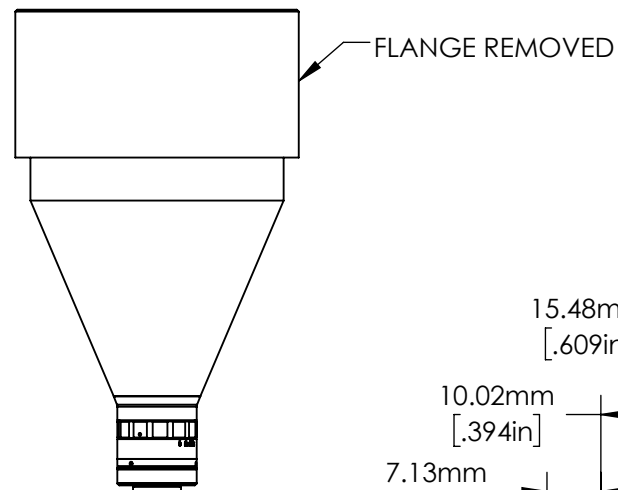
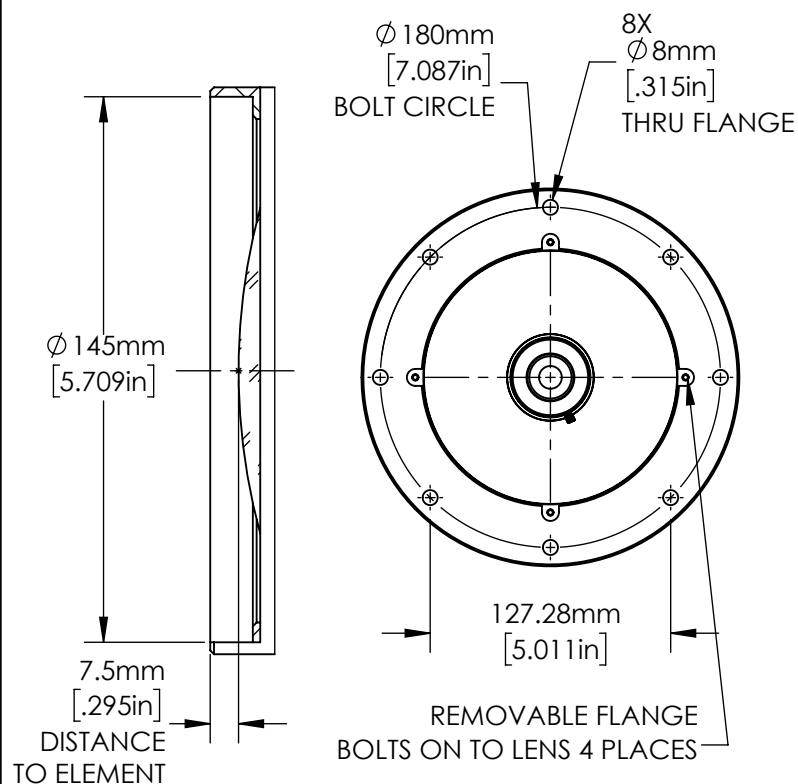
SPECIFICATIONS SUBJECT TO CHANGE  
WITHOUT NOTICE.  
DIMENSIONS ARE FOR REFERENCE ONLY.  
FOR DETAILED SPECIFICATIONS,  
PLEASE REFER TO THE SPEC SHEET.



**Edmund Optics®**

TITLE	0.093X, 2/3" C-Mount TitanTL® Telecentric Lens		
DWG NO	34006		SHEET 1 OF 2

**FOR INFORMATION ONLY:  
DO NOT MANUFACTURE  
PARTS TO THIS DRAWING**



DETAIL B

NOTES:

1. INCLUDES OPTIONAL RECESSED SET SCREW.
2. M2 SET SCREWS ALLOW LENS TO ROTATE ABOUT C-MOUNT.
3. FACTORY INSTALLED SPACER(S).
4. SPACE FOR A SEPARATELY PURCHASED FILTER.

SPECIFICATIONS SUBJECT TO CHANGE WITHOUT NOTICE  
DIMENSIONS ARE FOR REFERENCE ONLY



**Edmund Optics®**

TITLE	0.093X, 2/3" C-Mount TitanTL® Telecentric Lens		
DWG NO	34006		SHEET 2 OF 2

