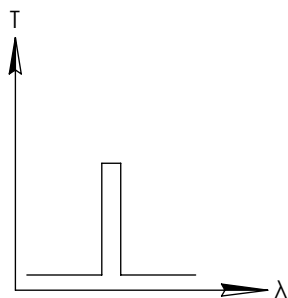
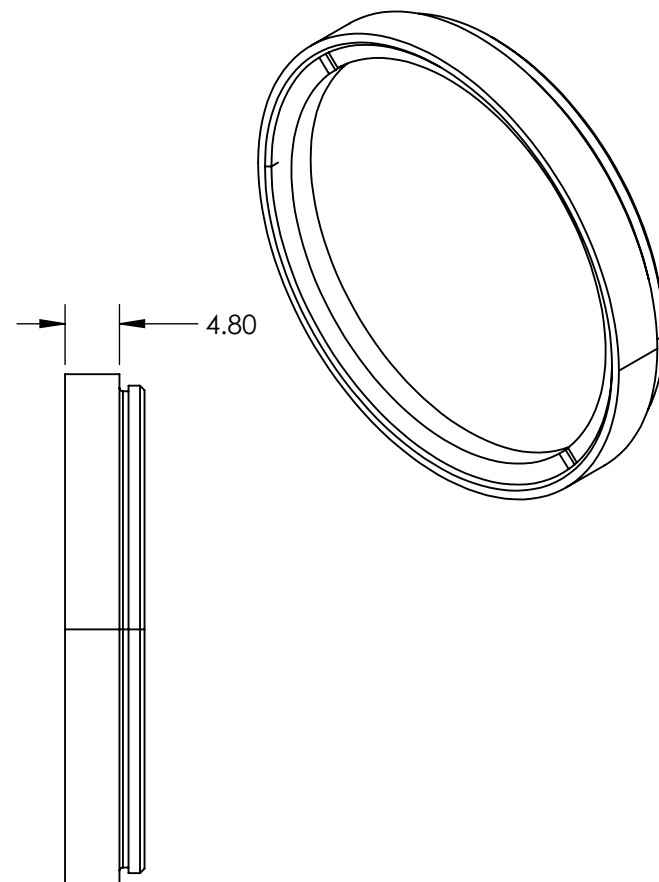
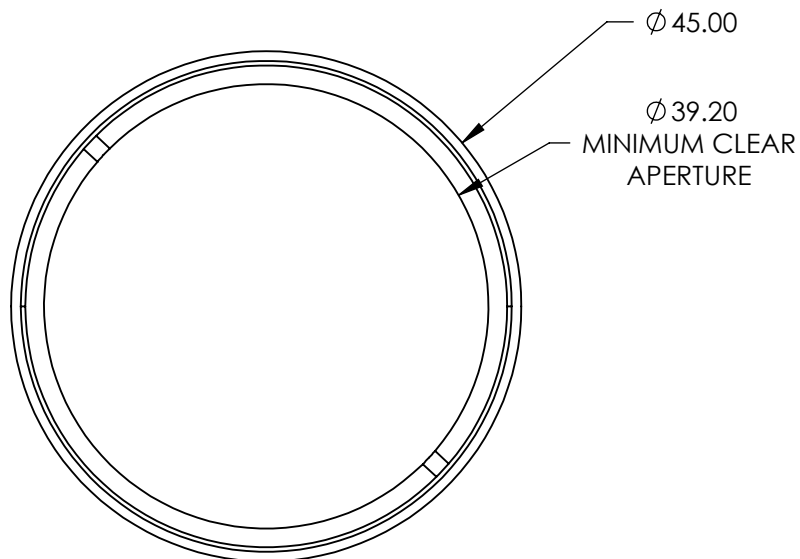


**FOR INFORMATION ONLY:
DO NOT MANUFACTURE
PARTS TO THIS DRAWING**



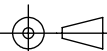
IMAGING FILTER

REV. A	VALUE
CENTER WAVELENGTH (CWL)	$660 \pm 2\text{nm}$
FULL WIDTH HALF MAX (FWHM)	$66 \pm 2\text{nm}$
AVERAGE TRANSMISSION (%)	≥ 90
BLOCKING	200 - 1120
SURFACE QUALITY	80-50
CONSTRUCTION	MOUNTED IN BLACK ANODIZED ALUMINUM RING
COATING TYPE	HARD COATED
DURABILITY	MIL-C-48497A, SECT. 3.4.1
ENVIRONMENTAL	MIL-STD-801F, SECT. 507.4

SPECIFICATIONS SUBJECT TO CHANGE WITHOUT NOTICE
DIMENSIONS ARE FOR REFERENCE ONLY

EO[®] Edmund Optics[®]

THIRD ANGLE
PROJECTION



TITLE

DARK RED M43.0 X 0.75 IMAGING FILTER

ALL DIMS IN

mm

DWG NO

89829

SHEET
1 OF 1