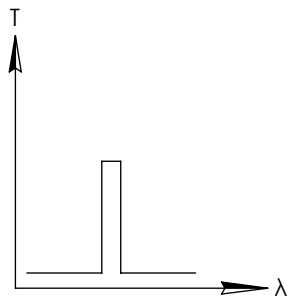
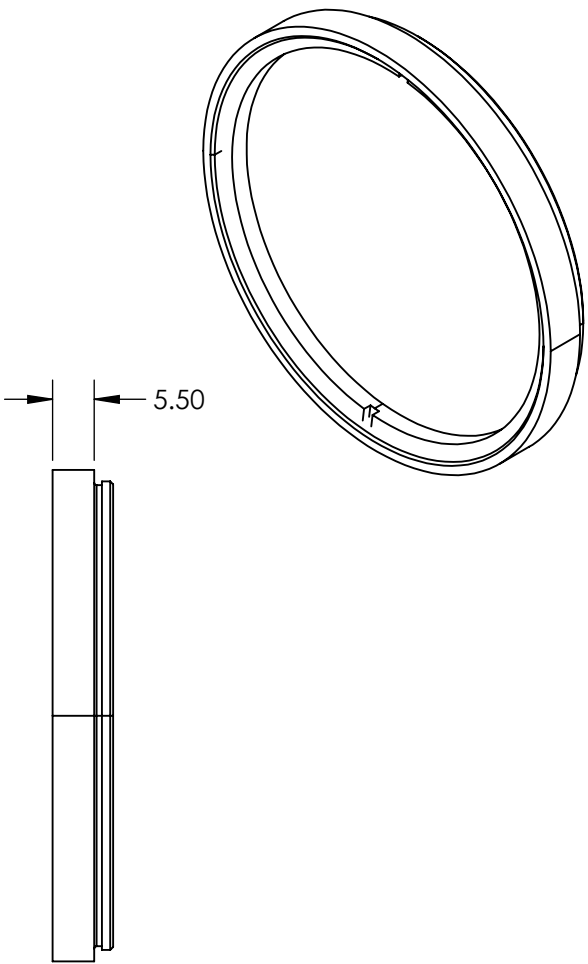
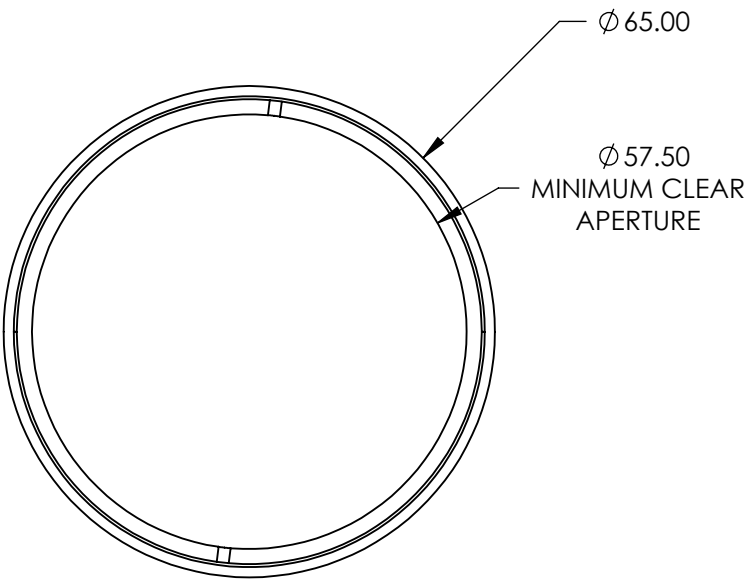


**FOR INFORMATION ONLY:
DO NOT MANUFACTURE
PARTS TO THIS DRAWING**



IMAGING FILTER

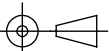


REV. A	VALUE
CENTER WAVELENGTH (CWL)	525 ± 2nm
FULL WIDTH HALF MAX (FWHM)	92 ± 2nm
AVERAGE TRANSMISSION (%)	≥90
BLOCKING	200 - 1000
SURFACE QUALITY	80-50
CONSTRUCTION	MOUNTED IN BLACK ANODIZED ALUMINUM RING
COATING TYPE	HARD COATED
DURABILITY	MIL-C-48497A, SECT. 3.4.1
ENVIRONMENTAL	MIL-STD-801F, SECT. 507.4

SPECIFICATIONS SUBJECT TO CHANGE WITHOUT NOTICE
DIMENSIONS ARE FOR REFERENCE ONLY

Edmund Optics®

THIRD ANGLE
PROJECTION



ALL DIMS IN

mm

TITLE

GREEN M62.0 X 0.75 IMAGING FILTER

DWG NO

89792

SHEET
1 OF 1