

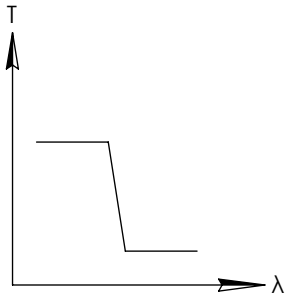
NOTES:

1. SUBSTRATE
2. SURFACE S2 TO BE PARALLEL WITH SURFACE S1 TO WITHIN 5 arcsec
3. COATING (APPLY ACROSS COATING APERTURE)  
ENVIRONMENTAL DURABILITY:  
PHYSICAL DURABILITY:  
PERFORMANCE SPECIFICATIONS:  
T(avg):>85% FROM 400 - 680nm FOR RANDOM POLARIZATION @ 45° AOI  
T(abs): >85% FROM 400 - 680nm FOR ALL POLARIZATION @ 45° AOI  
R(avg):>97% FROM 725 - 900nm FOR RANDOM POLARIZATION @ 45° AOI  
R(abs): >97% FROM 725 - 900nm FOR ALL POLARIZATION @ 45° AOI  
T(abs): = 50% 700nm @ 45° AOI

S1: HARD COATED  
S2: SINGLE LAYER MgF2

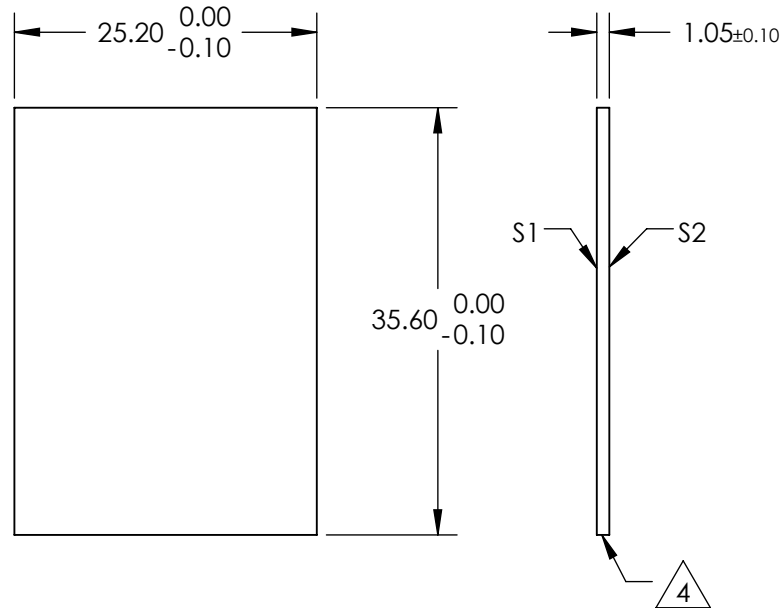
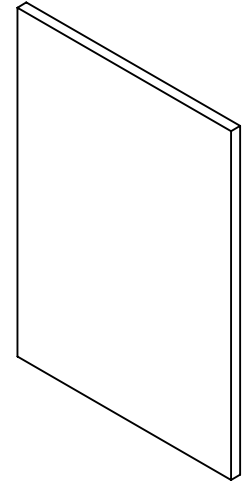
4. FINE GRIND SURFACE

5. POWER, IRREGULARITY, AND SURFACE QUALITY SPECIFICATIONS  
APPLY ACROSS CLEAR APERTURE
6. TRANSMITTED WAVEFRONT DISTORTION RMS@ 632.8nm  $\leq \frac{1}{4} \lambda$
7. ROHS COMPLIANT



SHORTPASS FILTER

**FOR INFORMATION ONLY:  
DO NOT MANUFACTURE  
PARTS TO THIS DRAWING**

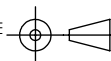


SPECIFICATIONS SUBJECT TO CHANGE WITHOUT NOTICE  
DIMENSIONS ARE FOR REFERENCE ONLY

	S1	S2
SHAPE	PLANO	PLANO
SURFACE QUALITY	60-40	60-40
CLEAR APERTURE	22.0 x 32.0	22.0 x 32.0
COATING APERTURE	24.2 x 34.6	24.2 x 34.6
BEVEL	PROTECTIVE AS NEEDED	PROTECTIVE AS NEEDED

**EO**® Edmund Optics®

THIRD ANGLE  
PROJECTION



ALL DIMS IN

mm

TITLE

700nm, 25.2 x 35.6mm,DICHROIC SHORTPASS  
FILTER

DWG NO

69218

SHEET  
1 OF 1