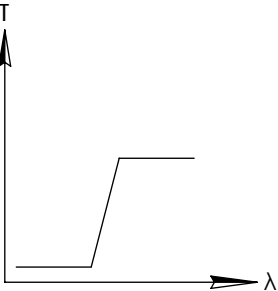
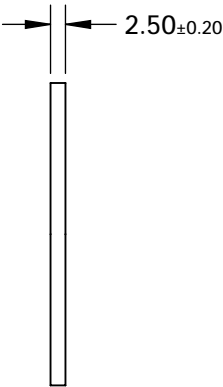
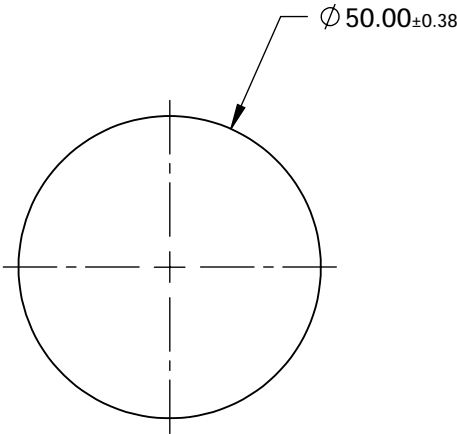
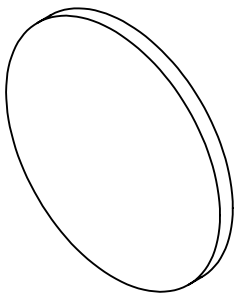


FOR INFORMATION ONLY:
DO NOT MANUFACTURE
PARTS TO THIS DRAWING



LONGPASS FILTER

SPECIFICATIONS SUBJECT TO CHANGE WITHOUT NOTICE
DIMENSIONS ARE FOR REFERENCE ONLY

REV. A	VALUE
SHAPE	PLANO
SPECTRAL TRANSMITTANCE $t_p(\%)$	96
PASSBAND LIMIT 1 λ_{p1} (nm)	650
CUT-OFF POSITION λ_c (nm)	620±6
STOPBAND LIMIT λ_s (nm)	578
WAVELENGTH	VIS
BEVEL	PROTECTIVE AS NEEDED



ALL DIMS IN

mm

TITLE

Ø50mm, HOYA R-62 LONGPASS FILTER

DWG NO

66095

SHEET
1 OF 1