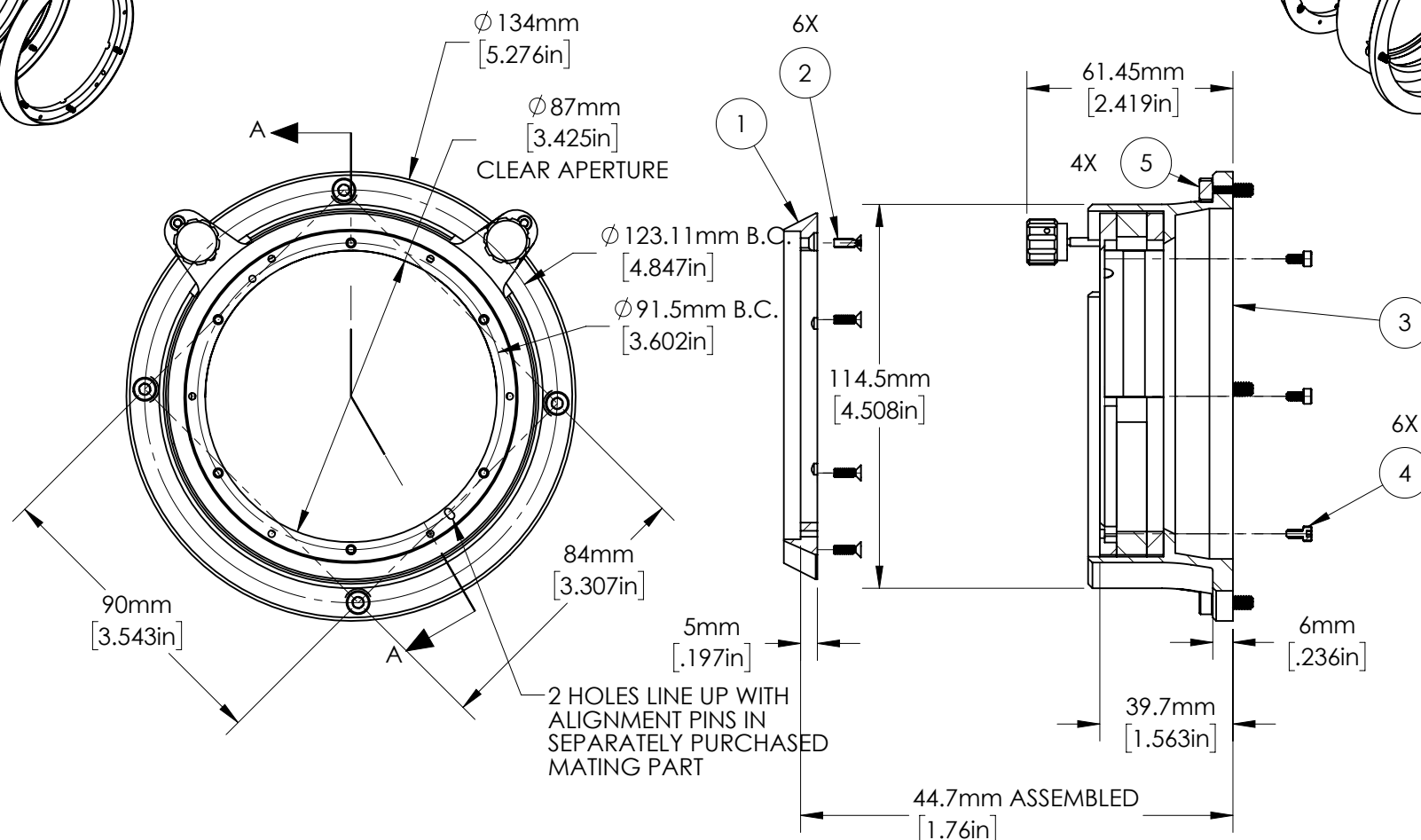
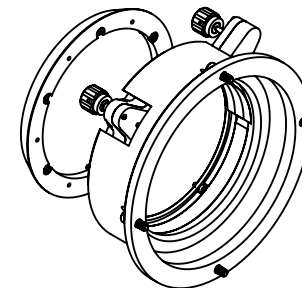
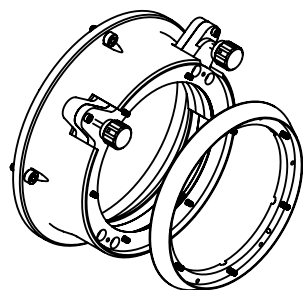


FOR INFORMATION ONLY:
DO NOT MANUFACTURE
PARTS TO THIS DRAWING

SPECIFICATIONS SUBJECT TO CHANGE
 WITHOUT NOTICE.
 DIMENSIONS ARE FOR REFERENCE ONLY.



NOTES:

CONNECT TO SYSTEM:

- ATTACH (1) (INTERFACE PLATE) TO SEPARATELY PURCHASED FOCUS MODULE OR ADAPTER USING THE INCLUDED (2) 6 M2.5 FHS THRU C'SINK HOLES.
- ATTACH (3) (TIP/TILT ASSEMBLY) TO (1) (INTERFACE PLATE) USING THE INCLUDED (4) 6 M2.5 SHCS.
- ATTACH TO CUSTOMER SYSTEM USING THE INCLUDED (5) 4 M4 SHCS.



Edmund Optics®

TITLE	LS Series Bolt Pattern Adapter, Tip/Tilt, 0.5X, 0.75X, 1X, 1.33X & 3X		
DWG NO	69234		SHEET 1 OF 1

Enable 3D View